


RENOLD
Synergy™



Strong. Powerful. Performance.

RENOLD
Superior Chain Technology

www.renold.com

Renold Synergy

Renold Synergy has achieved an unsurpassed reputation as the only true high performance roller chain on the market. This is based not only on the years of research and testing that went into its design, but also the response of engineers around the world who have endorsed the wear resistance, fatigue resistance and exceptional working life they have achieved by specifying Renold Synergy.

Renold has a long reputation for manufacturing the best roller chain and yet our engineers set out to improve on those already high standards when they developed the Synergy concept.

Since then, there has been a further series of modifications to improve the wear performance and corrosion resistance and this has been combined with a unique 'virtually dry-to-the-touch' feature to provide a truly user-friendly, durable chain which has outlasted the nearest competitor in countless applications.


Renold Synergy should be lubricated as normal when in operation. The low level of lubrication on the chain when it is supplied is simply to make handling easier.

Aim of the Synergy concept - Key objectives

- Produce a roller chain to meet requirements for endurance under high shock load and demanding wear applications in normal lubrication conditions
- To meet and exceed the minimum ISO606 standard requirements for fatigue by at least 60%
- To achieve a wear performance significantly better than the best competition
- To have a high degree of user friendliness, be easy to handle, assemble and use

Areas of improvement

- Plate shape - high waist profile for improved stress distribution
- Plate thickness - maximised within the constraints of the standard
- Bush geometry - solid bush, much improved roundness and strength over curled bush.
- Extrusion technology - combined with the traditional Renold profiled or coned ends
- Hole quality - extensive development on optimising hole finish
- Fits - Optimised interference fits to achieve maximum fatigue life
- Fatigue resistance - Pre-stressed surfaces
- Wear - Profiled components and special coating on the pin surface



Operational features and benefits - user friendly

- Renold Synergy is virtually dry to the touch therefore the lubricant stays in the chain, not on your hands.
- Renold Synergy's special platinum coloured connecting link contrasts with the black surface of the other plates, making for easy identification, ensuring rapid disconnection of the chain.
- Renold Synergy's unique soft pin ends allow quick and easy cutting to length without damaging the rest of the chain.
- Because Renold Synergy lasts longer and is more resistant to shock loading, it is the most reliable product of its kind; just fit it and forget it.

Operational features and benefits - environmentally friendly

- Precious initial lubricant is primarily in the chain not on the outside where it's not needed
- All packaging is 100% recyclable
- All chain is 100% recyclable
- Renold Synergy is made in factories that fully conform with ISO 14001
- All material waste in production is recycled

Product feature and benefits - plates

- Precision blanked profile optimises stress distribution.
- Strict control of steel specification (including trace elements) to ensure very consistent heat treatment results.
- Triple punch holing techniques maximises resistance to crack propagation and ensures controlled positional location of pin and bush for even wear.
- Special coating gives improved corrosion and light acid resistance.
- Connecting link plates are specially treated to ensure the same fatigue performance as the overall chain.

Product feature and benefits - pin and bushing

- Optimised hardening to minimise wear but also prevent brittleness.
- Unique bush-bore profile to ensure full contact between pin and bush bore surfaces.
- Three-stage pin surface treatment giving a unique combination of lubrication retention and extended wear life.
- Exclusive 6-stage cold extrusion process giving concentricity and material grain flow, optimising shock load resistance.

Fatigue performance

Under conditions of continual heavy load or repeated shock loading, chain may need to be replaced due to breakage or fatigue.

Tests have shown that Renold Synergy was, on average, 30% better than leading competitive brands. This is especially true as the loose fit connecting link plates are specially treated to achieve the same fatigue performance as the chain.

Comparative tests - Synergy v Rest

Renold Synergy has been tested against a number of leading World manufacturers for both wear and fatigue.

These results are summarised below and show that Renold Synergy far surpasses the nearest competition and is even better than the previous Renold chain.

Chain test and validation

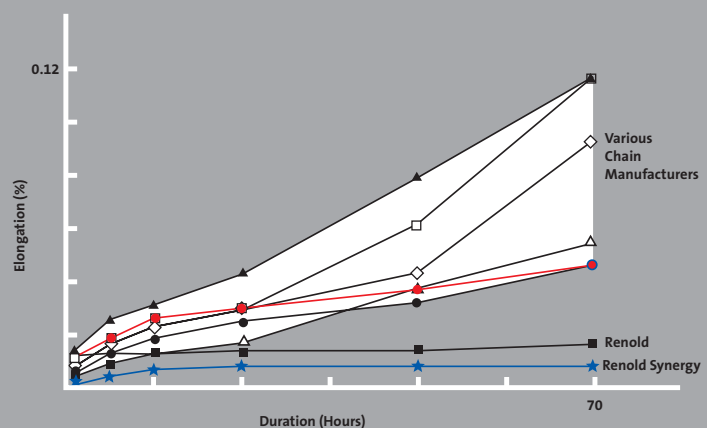
Renold Synergy has been subjected to wear, fatigue and other tests in the laboratory, on customers test rigs and in many applications.

Typical tests were:

- In the Laboratory
 - Fatigue endurance tests 8.5 million cycles
 - Wear tests under accelerated conditions
- Benchmark tests on key competitors chain for 3 million cycles
- Service trials
 - In many applications since its launch with excellent results

Renold Synergy performance has proved to be a significant breakthrough in chain technology. With a wear life up to 6 times longer than its nearest competitor and an equally impressive improvement in fatigue ratings its potential is beyond doubt.

COMPARATIVE WEAR TEST
0.5" Pitch Simplex Chain



To illustrate the extent to which Renold Synergy outperforms the competition, we have shown the example of results against a leading Japanese Chain.

Summary of Test Results

Chain tested - 16B (1" BS Chain)

Fatigue tests

Conformity tests carried out at 3 million cycles and 20kN on 16B chain.

Renold Synergy: 3 survivals

Japanese chain: 1 survival

1 failure at 2m cycles

1 failure at 1m cycles

Many other comparative tests and measures were carried out, one of which is a roundness and concentricity test on the bush. This test shows how extrusion technology employed on Renold Synergy creates perfectly round and concentric parts, every time. (See diagram opposite)

In addition, Renold Synergy inner and outer link securities were found to be higher than the Japanese chain.

Combined with the data accumulating from applications worldwide a picture is beginning to emerge of a product which will meet our customers' greatest expectations for long life and low downtime.

Performance in every detail

Here we illustrate how every component in Renold Synergy has been engineered to perfection.

- Introduction of techniques to better manage the interface between components
- Refinement of fits (achieved optimum fits by using FEA)
- Improved resistance to outer plate movement, push and torsional plate/pin securities up to 20% higher
- Re-profiling of bush bore (to obtain perfect fit and greater virtual bearing area)
- No stress raisers in bush bore
- Reduced coefficient of friction between pin and bush by optimising surface finishes
- Fatigue performance consistency

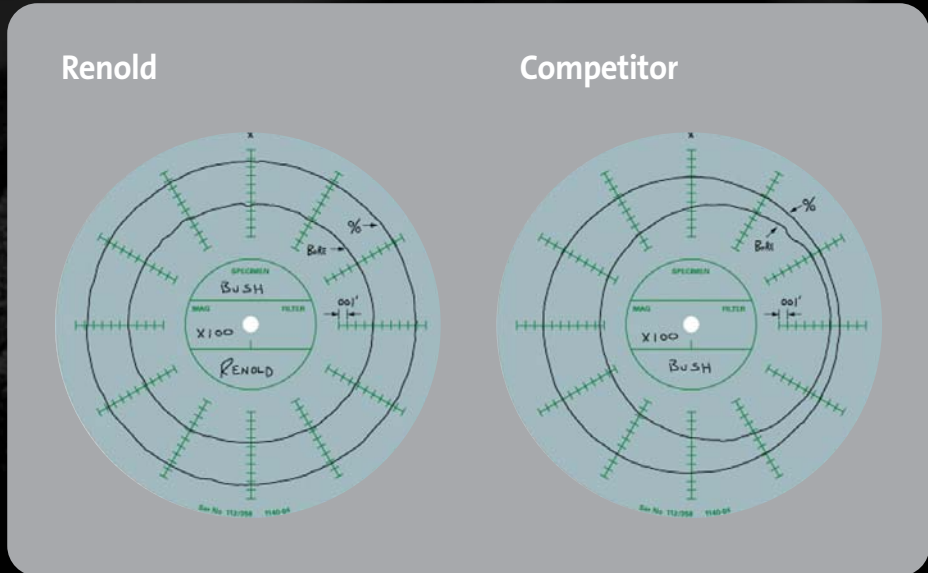
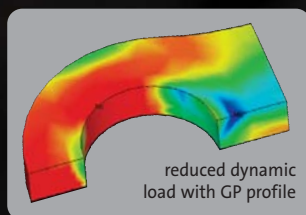
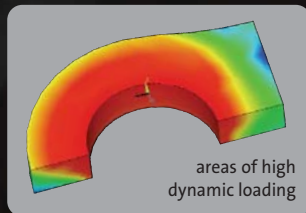


Plate Design

Every aspect of Renold Synergy has been designed using cutting edge design tools. One example of this is the use of Finite Element Analysis to achieve optimised plate profiles and interference fits. Shown below is the stress pattern of a conventional plate profile with the high stress 'hot spots' shown in red.

After many iterations of the FEA models an optimum design is achieved. The stress distribution in the Renold Synergy plate shown below is smoother and lower than the conventional chain plate.

Renold call this a Grand Prix (GP) plate form. Especially under dynamic load the lower stress peaks lead to a higher fatigue performance of the chain.



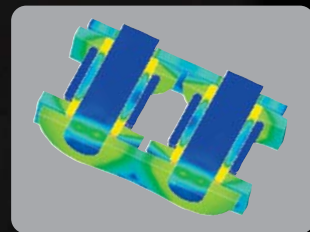
Connecting Link Design

Chain will always fail at the weakest component. For standard chains this is normally the connecting link.

Renold Synergy is equipped with a unique connecting link. This link features a special plate, which is cold worked after heat treatment to enable high performance even though the plate is an easy-to-use slip fit on the pins.

The whole chain is now optimised as a system with no component weaker than any other. Shown below is the optimised connecting link plate in an FEA study.

This connecting link clearly shows an even stress distribution throughout.



Renold Synergy Successes

Don't just take our word for it. See how Renold Synergy is improving the performance of businesses of every kind round the world.

Food

An Australian bakery has installed Renold Synergy on all their chain drives. Their maintenance supervisor said, *'Our experience to date has been that Renold Synergy gives a high degree of reliability, which means less breakdowns and maintenance time ...our cost of ownership is greatly reduced.'*

Cadbury use Renold Synergy for drive chain and moulding chain applications, based on the improved efficiency and optimised uptime.

In the United States, one of the world's largest food manufacturers described the performance of Renold Synergy, in one of their most demanding dough mixer applications as, *'exceptional, and the wear life astonishing!'*

Packaging

An American packaging company producing corrugated cardboard boxes and unable to lubricate their chain has seen significantly increased working life by specifying Renold Synergy. Plymouth Packaging could not find a chain that could last more than 2-3 months. Renold Synergy is giving them 7-8 months, eliminating as many as 3 downtimes and ensuring 'great cost savings'.

Steel

In New Zealand, a steel producer managed to more than double the working life of their chain drives by specifying Renold Synergy. Three 55 metre lengths installed in the summer of 2001 are still in operation compared with the previous chain which failed rapidly due to excessive wear.

A German company making castings has proved that Synergy can last up to 6 times longer by replacing the chain in an automated tooling machine.

Sawmill

In the United States VKN Hardwoods uses chain in its processing of hardwood timber. The corporate maintenance manager stated, *'The amazing thing is that we have increased production on this piece of equipment by 25%.'*

A company in New Zealand that uses chain to draw logs forwards and backwards through a band saw was experiencing chain breakages on an almost daily basis due to impulsive and fluctuating shock loads on the drive. Renold Synergy has lasted 2 years without being touched.


Wool processing

In Australia, Goulburn Wool use Renold Synergy to operate drives in conditions they describe as *'harsh'*, drawing coarse wool through washing processes. Their maintenance supervisor said, *'I have found Synergy chain to far outlast any other chain. Its reliability is second to none. I would thoroughly recommend this product as breakdown, due to chain failing, is almost non-existent in our applications.'*

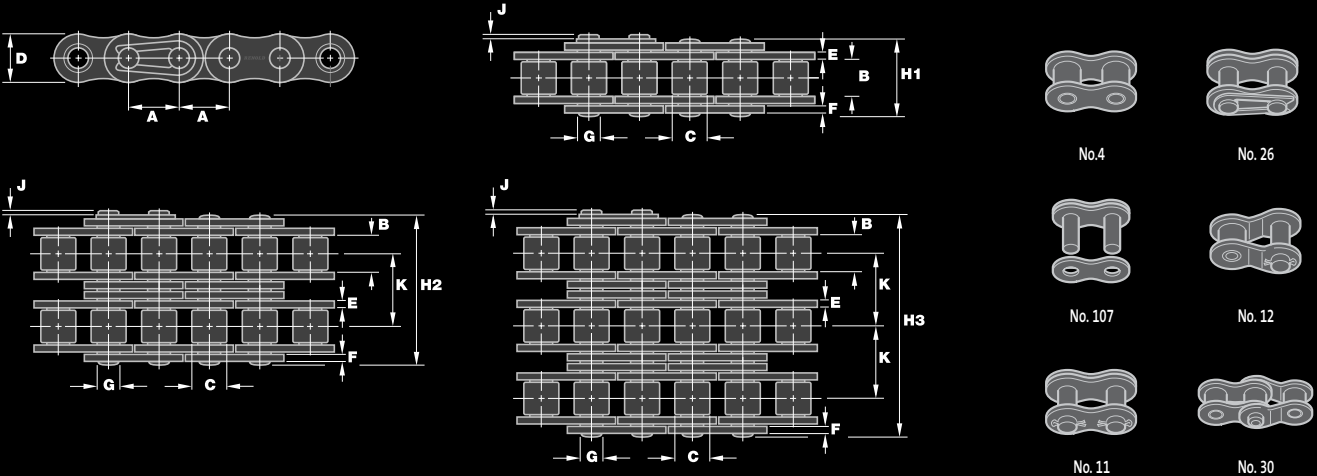
Tyre manufacture

Michelin found that Renold Synergy lasted up to 6 times longer than the previous chain for a series of drives that rotate two 800kg reels responsible for winding strips of rubber sandwiched around steel wire for despatch to other factories.

Find out more at: www.renold.com/synergy



Renold Synergy European (BS) Dimensions



European BS simple chain
Dimensions (mm)

Renold Chain No.	ISO No.	Pitch (inch)	Pitch (mm)	Inside Width Min	Roller Diam Max	Plate Height Max	Inner Plate Width Max	Outer Plate Width Max	Pin Diam Max	Pin Length Max	Con Link Extra	Trans Pitch Nom	ISO606 Tensile Strength Max	Weight kg/m	Connecting links					
															No. 4	No. 107	No. 11	No. 26	No. 12	No. 30
		A	A	B	C	D	E	F	G	H1	J	K	(N)†							
110038*	06B-1	0.375	9.525	5.720	6.350	8.260	1.300	1.040	3.280	12.500	1.300	-	8900	0.390	✓	✓	-	✓	-	✓
110046	08B-1	0.500	12.700	7.750	8.510	11.810	1.550	1.550	4.450	16.500	1.500	-	17800	0.700	✓	✓	-	✓	-	✓
111044		0.500	12.700	3.300	7.750	9.600	1.130	0.980	4.090	9.800	1.500	-	8900	0.300	✓	✓	-	✓	-	✓
111046		0.500	12.700	4.880	7.750	9.600	1.130	0.980	4.090	11.400	1.500	-	8900	0.350	✓	✓	-	✓	-	✓
110044		0.500	12.700	5.210	8.510	11.810	1.550	1.550	4.450	14.460	1.500	-	17800	0.700	✓	✓	-	✓	-	✓
110056	10B-1	0.625	15.875	9.650	10.160	14.730	1.550	1.550	5.080	18.800	1.300	-	22200	0.920	✓	✓	-	✓	-	✓
110054		0.625	15.875	6.480	10.160	14.730	1.550	1.550	5.080	16.000	1.300	-	22200	0.810	✓	✓	-	✓	-	✓
110066	12B-1	0.750	19.050	11.680	12.070	16.130	1.800	1.800	5.720	21.900	1.100	-	28900	1.200	✓	✓	-	✓	-	✓
110088	16B-1	1.000	25.400	17.020	15.880	21.080	4.120	3.100	8.280	34.900	2.200	-	60000	2.800	✓	✓	-	✓	✓	-
110106	20B-1	1.250	31.750	19.560	19.050	26.420	4.620	3.610	10.190	39.800	2.700	-	95000	3.850	✓	✓	-	✓	✓	-
110127	24B-1	1.500	38.100	25.400	25.400	33.400	6.100	5.080	14.630	52.600	6.800	-	160000	7.450	✓	✓	✓	-	✓	-

European BS duplex chain
Dimensions (mm)

Renold Chain No.	ISO No.	Pitch (inch)	Pitch (mm)	Inside Width Min	Roller Diam Max	Plate Height Max	Plate Width Outer Max	Plate Width Max	Pin Diam Max	Pin Length Max	Con Link Extra	Trans Pitch Nom	ISO606 Tensile Strength Max	Weight kg/m	Connecting links					
															No. 4	No. 107	No. 11	No. 26	No. 12	No. 30
		A	A	B	C	D	E	F	G	H2	J	K	(N)†							
114038*	06B-2	0.375	9.525	5.720	6.350	8.260	1.300	1.040	3.280	23.000	1.300	10.240	16900	0.740	✓	✓	-	✓	-	-
114046	08B-2	0.500	12.700	7.750	8.510	11.810	1.550	1.550	4.450	30.400	1.500	13.920	31100	1.380	✓	✓	-	✓	-	✓
114056	10B-2	0.625	15.875	9.650	10.160	14.730	1.550	1.550	5.080	35.400	1.300	16.590	44500	1.800	✓	✓	-	✓	-	✓
114066	12B-2	0.750	19.050	11.680	12.070	16.130	1.800	1.800	5.720	41.400	1.100	19.460	57800	2.400	✓	✓	-	✓	-	✓
114088	16B-2	1.000	25.400	17.020	15.880	21.080	4.120	3.100	8.280	66.800	2.200	31.880	106000	5.500	✓	✓	-	✓	✓	-
114106	20B-2	1.250	31.750	19.560	19.050	26.420	4.620	3.610	10.190	76.700	2.700	36.450	170000	7.800	✓	✓	-	✓	✓	-
114127	24B-2	1.500	38.100	25.400	25.400	33.400	6.100	5.080	14.630	101.300	6.800	48.360	280000	14.800	✓	✓	✓	-	✓	-

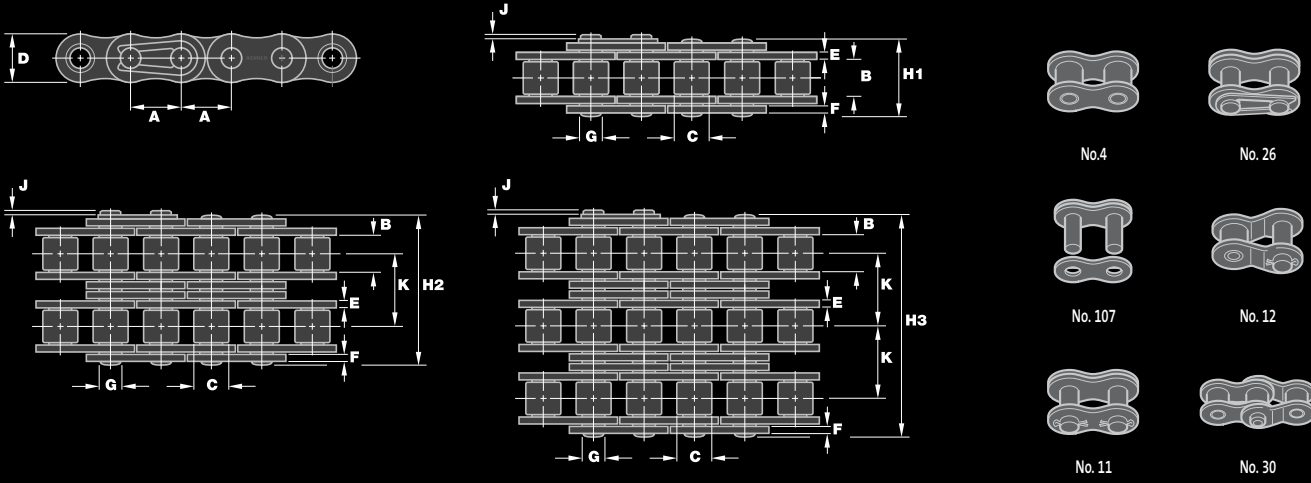
European BS triplex chain
Dimensions (mm)

Renold Chain No.	ISO No.	Pitch (inch)	Pitch (mm)	Inside Width Min	Roller Diam Max	Plate Height Max	Plate Width Outer Max	Plate Width Max	Pin Diam Max	Pin Length Max	Con Link Extra	Trans Pitch Nom	ISO606 Tensile Strength Max	Weight kg/m	Connecting links					
															No. 4	No. 107	No. 11	No. 26	No. 12	No. 30
		A	A	B	C	D	E	F	G	H3	J	K	(N)†							
116038*	06B-3	0.375	9.525	5.720	6.350	8.260	1.300	1.040	3.280	33.300	1.300	10.240	24900	1.100	✓	✓	-	✓	-	✓
116046	08B-3	0.500	12.700	7.750	8.510	11.810	1.550	1.550	4.450	44.300	1.500	13.920	44500	2.060	✓	✓	-	✓	-	✓
116056	10B-3	0.625	15.875	9.650	10.160	14.730	1.550	1.550	5.080	52.000	1.300	16.590	66700	2.540	✓	✓	-	✓	-	✓
116066	12B-3	0.750	19.050	11.680	12.070	16.130	1.800	1.800	5.720	60.900	1.100	19.460	86700	3.600	✓	✓	-	✓	-	✓
116088	16B-3	1.000	25.400	17.020	15.880	21.080	4.120	3.100	8.280	98.600	2.200	31.880	160000	8.150	✓	✓	-	✓	✓	-
116106	20B-3	1.250	31.750	19.560	19.050	26.420	4.620	3.610	10.190	113.200	2.700	36.450	250000	11.650	✓	✓	-	✓	✓	-
116127	24B-3	1.500	38.100	25.400	25.400	33.400	6.100	5.080	14.630	149.700	6.800	48.360	425000	22.250	✓	✓	✓	-	✓	-

* Straight side plates

† Renold chain far exceeds the ISO 606 minimum tensile strength requirement, but Renold do not consider that this figure provides a useful indicator to the key chain performance areas of wear and fatigue.

Renold Synergy ANSI Dimensions



ANSI simplex chain Dimensions (mm)

Renold Chain No.	ANSI No.	Pitch (inch)	Pitch (mm)	Inside Width Min	Roller Diam Max	Plate Height Max	Plate Width Outer Max	Plate Width Max	Pin Diam Max	Pin Length Max	Con Link Extra Max	Trans Pitch Nom	ISO606 Tensile Strength Min	Weight kg/m	Connecting links							
															No. 4	No. 107	No. 11	No. 26	No. 58	No. 12	No. 30	
		A	A	B	C	D	E	F	G	H1	J	K	(N)†									
129037*	35-1	0.375	9.525	4.680	5.080	9.050	1.250	1.250	3.580	12.000	1.100	-	7900	0.350	✓	✓	-	✓	-	✓	✓	
119047	40-1	0.500	12.700	7.850	7.920	12.070	1.550	1.550	3.980	16.400	1.400	-	13900	0.600	✓	✓	✓	-	✓	-	✓	✓
119057	50-1	0.625	15.875	9.400	10.160	15.090	2.030	2.030	5.090	20.400	1.100	-	21800	1.000	✓	✓	✓	✓	-	✓	✓	✓
119067	60-1	0.750	19.050	12.570	11.910	18.100	2.390	2.390	5.960	25.300	1.100	-	31300	1.470	✓	✓	✓	✓	-	✓	✓	✓
119087	80-1	1.000	25.400	15.750	15.880	24.130	3.250	3.250	7.940	32.700	3.000	-	55600	2.800	✓	✓	✓	-	✓	✓	✓	-
119107	100-1	1.250	31.750	18.900	19.050	30.170	4.060	4.060	9.540	39.700	4.200	-	87000	4.200	✓	✓	✓	-	✓	✓	✓	-
119127	120-1	1.500	38.100	25.230	22.230	36.200	4.800	4.800	11.110	49.300	5.300	-	125000	5.700	✓	✓	✓	-	✓	✓	✓	-
119147	140-1	1.750	44.450	25.230	25.400	42.230	5.610	5.610	12.710	52.900	5.200	-	170000	7.800	✓	✓	✓	-	✓	✓	✓	-
119167	160-1	2.000	50.800	31.550	28.580	48.260	6.350	6.350	14.290	63.100	6.500	-	223000	10.400	✓	✓	✓	-	✓	✓	✓	-

ANSI duplex chain Dimensions (mm)

Renold Chain No.	ANSI No.	Pitch (inch)	Pitch (mm)	Inside Width Min	Roller Diam Max	Plate Height Max	Plate Width Outer Max	Plate Width Max	Pin Diam Max	Pin Length Max	Con Link Extra Max	Trans Pitch Nom	ISO606 Tensile Strength Min	Weight kg/m	Connecting links						
															No. 4	No. 107	No. 11	No. 26	No. 58	No. 12	No. 30
		A	A	B	C	D	E	F	G	H2	J	K	(N)†								
125037*	35-2	0.375	9.525	4.680	5.080	9.050	1.250	1.250	3.580	22.200	1.100	10.130	15800	0.700	✓	✓	-	✓	-	✓	✓
115047	40-2	0.500	12.700	7.850	7.920	12.070	1.550	1.550	3.980	30.800	1.400	14.380	27800	1.200	✓	✓	✓	✓	-	✓	✓
115057	50-2	0.625	15.875	9.400	10.160	15.090	2.030	2.030	5.090	38.400	1.100	18.110	43600	2.100	✓	✓	✓	✓	-	✓	✓
115067	60-2	0.750	19.050	12.570	11.910	18.100	2.390	2.390	5.960	48.100	1.100	22.780	62600	3.050	✓	✓	✓	✓	-	✓	✓
115087	80-2	1.000	25.400	15.750	15.880	24.130	3.250	3.250	7.940	61.900	3.000	29.290	111200	5.500	✓	✓	✓	-	✓	✓	-
115107	100-2	1.250	31.750	18.900	19.050	30.170	4.060	4.060	9.540	75.400	4.200	35.760	174000	8.400	✓	✓	✓	-	✓	✓	-
115127	120-2	1.500	38.100	25.230	22.230	36.200	4.800	4.800	11.110	94.700	5.300	45.440	250000	11.000	✓	✓	✓	-	✓	✓	-
115147	140-2	1.750	44.450	25.230	25.400	42.230	5.610	5.610	12.710	101.800	5.200	48.870	340000	15.500	✓	✓	✓	-	✓	✓	-
115167	160-2	2.000	50.800	31.550	28.580	48.260	6.350	6.350	14.290	121.600	6.500	58.550	446000	20.600	✓	✓	✓	-	✓	✓	-

ANSI triplex chain Dimensions (mm)

Renold Chain No.	ANSI No.	Pitch (inch)	Pitch (mm)	Inside Width Min	Roller Diam Max	Plate Height Max	Inner Plate Width Max	Outer Plate Width Max	Pin Diam Max	Pin Length Max	Con Link Extra Max	Trans Pitch Nom	ISO606 Tensile Strength Min	Weight kg/m	Connecting links						
															No. 4	No. 107	No. 11	No. 26	No. 58	No. 12	No. 30
		A	A	B	C	D	E	F	G	H3	J	K	(N)†								
127037*	35-3	0.375	9.525	4.680	5.080	9.050	1.250	1.250	3.580	32.200	1.100	10.130	23700	1.050	✓	✓	-	✓	-	✓	✓
117047	40-3	0.500	12.700	7.850	7.920	12.070	1.550	1.550	3.980	45.100	1.400	14.380	41700	1.850	✓	✓	✓	✓	-	✓	✓
117057	50-3	0.625	15.875	9.400	10.160	15.090	2.030	2.030	5.090	56.500	1.100	18.110	65400	3.150	✓	✓	✓	✓	-	✓	✓
117067	60-3	0.750	19.050	12.570	11.910	18.100	2.390	2.390	5.960	70.900	1.100	22.780	93900	4.550	✓	✓	✓	✓	-	✓	✓
117087	80-3	1.000	25.400	15.750	15.880	24.130	3.250	3.250	7.940	91.200	3.000	29.290	166800	8.300	✓	✓	✓	-	✓	✓	-
117107	100-3	1.250	31.750	18.900	19.050	30.170	4.060	4.060	9.540	111.200	4.200	35.760	261000	12.600	✓	✓	✓	-	✓	✓	-
117127	120-3	1.500	38.100	25.230	22.230	36.200	4.800	4.800	11.110	140.200	5.300	45.440	375000	16.700	✓	✓	✓	-	✓	✓	-
117147	140-3	1.750	44.450	25.230	25.400	42.230	5.610	5.610	12.710	150.700	5.200	48.870	510000	23.100	✓	✓	✓	-	✓	✓	-
117167	160-3	2.000	50.800	31.550	28.580	48.260	6.350	6.350	14.290	180.200	6.500	58.550	669000	31.000	✓	✓	✓	-	✓	✓	-

* Bush chain

† Renold chain far exceeds the ISO 606 minimum tensile strength requirement, but Renold do not consider that this figure provides a useful indicator to the key chain performance areas of wear and fatigue.

Australia
Melbourne (Victoria)

Tel: + 61 (0) 3 9262 3333
Fax: + 61 (0) 3 9561 8561
e-mail: melsmg@renold.com.au

*also at: Sydney, Brisbane, Adelaide, Perth,
Newcastle, Wollongong, Townsville*

Austria
Vienna

Tel: + 43 (0) 1 330 3484
Fax: + 43 (0) 1 330 3484-5
e-mail: office@renold.at

*also at: Kiskörös (Hungary),
Jaroslavice (Czech Republic)*

Belgium
Brussels

Tel: + 32 (0) 2 201 1262
Fax: + 32 (0) 2 203 2210
e-mail: info@renold.be

Canada
Brantford (Ontario)

Tel: + 1 519 756 6118
Fax: + 1 519 756 1767
e-mail: inquiry@renoldcanada.com

also at: Montreal

China
Shanghai

Tel: + 21 5046 2696
Fax: + 21 5046 2695
e-mail: sales@renold.cn

Denmark
Brøndby (Copenhagen)

Tel: + 45 43 45 26 11
Fax: + 45 43 45 65 92
e-mail: info@renold.dk

France
Seclin

Tel: + 33 (0) 320 16 29 29
Fax: + 33 (0) 320 16 29 00
e-mail: contact@brampton-renold.com

Germany
Einbeck

Tel: + 49 (0) 5562 81248
Fax: + 49 (0) 5562 81130
e-mail: info@renold.de

*also at: Bielefeld, Düsseldorf,
Kornwestheim*

Malaysia
Selangor Darul Ehsan

Tel: + 60 3-5122 7880
Fax: + 60 3-5122 7881
e-mail: malaysia@renold.com

also at: Johor Bharu, Ipoh, Penang

Netherlands
Amsterdam

Tel: + 31 (0)20 6146661
Fax: + 31 (0)20 6146391
e-mail: info@renold.nl

New Zealand
Auckland

Tel: + 64 9828 5018
Fax: + 64 9828 5019
e-mail: aksales@renold.co.nz

also at: Christchurch

Philippines
Paranaque City

Tel: + 63 2 829 6086
Fax: + 63 2 826 5211

Russia
Moscow

Tel: + 7 926 220 6544

Singapore

Tel: + 65 6760 2422
Fax: + 65 6760 1507
e-mail: sales@renold.sg

South Africa
Benoni (Johannesburg)

Tel: + 27 11 747 9500
Fax: + 27 11 747 9505
e-mail: sales@renold.co.za

*also at: Richards Bay,
Port Elizabeth, Cape Town*

Sweden
Brøndby (Copenhagen)

Tel: + 45 43 45 26 11
Fax: + 45 43 45 65 92
e-mail: info@renold.dk

Switzerland
Dübendorf (Zürich)

Tel: + 41 (1) 824 8484
Fax: + 41 (1) 824 8411
e-mail: info@renold-gmbh.ch

also at: Crissier (Lausanne)

UK
Burton upon Trent

Tel: + 44 (0) 1283 512940
Fax: + 44 (0) 1283 512628
e-mail: ukchain@renold.com

USA
Morristown TN

Tel: + 1 800 251 9012
Fax: + 1 423 581 2399
e-mail: sales@renoldjeffrey.com

*For other country distributors please contact
Renold UK.*

*Whilst all reasonable care in compiling the
information contained in this brochure is taken,
no responsibility is accepted for printing errors.*

*All information contained in this brochure is
subject to change after the date of publication.*

© Renold Power Transmission 2006.
Ref: REN60 / ENG / 01.06

RENOLD
Superior Chain Technology