



Mechanical Pullers

Maintenance Tools from the Friction Management Experts

With more than a century of experience in friction management technology, Timken knows how critical proper maintenance procedures are in maximizing product and equipment life.

In addition to providing a wide range of high performance antifriction bearings and related components, we also offer a complete line of maintenance tools that simplify their installation and removal – and reduce the chances of equipment damage during routine maintenance.



Mechanical Pullers: Easy and Convenient

For maintenance professionals looking for an easy-to-use maintenance option, Timken offers several mechanical puller models. From standard, general-purpose pullers to units designed for specific removal tasks, Timken mechanical pullers provide safe and reliable support during component extraction.

Advantages

- Compact, self-contained units require little storage space and are highly portable
- Two-arm models are ideal for working in compact spaces
- Three-arm models ensure equal load distribution
- All models are designed to simplify removal and eliminate potential damage to components or machinery during extraction
- Units are capable of removing most shaft-fitted parts, including bearings, wheels, bushings, gears and pulleys

Customer Support

Do you need help to determine which mechanical puller is right for you? Our field support team is available to help you choose tools appropriately, as well as identify other Timken solutions that may boost your productivity and save you money.

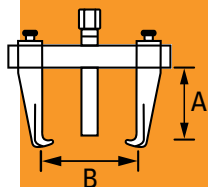
BEARING REMOVAL TOOLS • MECHANICAL PULLERS

MODELS

SERIES C1000 Standard Duty Pullers

SLIDING TWO-ARM INTERNAL AND EXTERNAL PULLERS

Standard design for quick and safe use to pull bearings, V-belt pulleys, gear sleeves, bushings and other shaft-fitted parts.



Timken Part No.	Arms Length (A)	Width of Grip (B)		No. of Arms	Max. Withdrawal Force	Spindle Dimensions Thread x Length	SW	Weight
		Max.	Min.					
VPMC 100201	80 mm 3.2 in.	80 mm 3.2 in.	15 mm 0.6 in.	2	2 t	M12 x 1.25 x 140 mm	14 mm 0.55 in.	1.0 kg 2.2 lbs.
VPMC 100202	135 mm 5.3 in.	80 mm 3.2 in.	15 mm 0.6 in.	2	2 t	M12 x 1.25 x 165 mm	14 mm 0.55 in.	1.2 kg 2.6 lbs.
VPMC 100301	80 mm 3.2 in.	125 mm 4.9 in.	15 mm 0.6 in.	2	2 t	M12 x 1.25 x 140 mm	14 mm 0.55 in.	1.1 kg 2.4 lbs.
VPMC 100302	135 mm 5.3 in.	125 mm 4.9 in.	15 mm 0.6 in.	2	2 t	M12 x 1.25 x 165 mm	14 mm 0.55 in.	1.3 kg 2.9 lbs.
VPMC 101001	160 mm 6.3 in.	150 mm 5.9 in.	25 mm 1.0 in.	2	10 t	M20 x 1.5 x 255 mm	22 mm 0.87 in.	2.4 kg 5.3 lbs.
VPMC 101002	160 mm 6.3 in.	195 mm 7.7 in.	30 mm 1.2 in.	2	10 t	M20 x 1.5 x 255 mm	22 mm 0.87 in.	3.6 kg 7.9 lbs.
VPMC 101003	220 mm 8.7 in.	145 mm 5.7 in.	25 mm 1.0 in.	2	10 t	M20 x 1.5 x 330 mm	22 mm 0.87 in.	4.0 kg 8.8 lbs.
VPMC 101501	220 mm 8.7 in.	195 mm 7.7 in.	30 mm 1.2 in.	2	10 t	M20 x 1.5 x 330 mm	22 mm 0.87 in.	4.4 kg 9.7 lbs.
VPMC 102001	260 mm 10.2 in.	250 mm 9.8 in.	60 mm 2.4 in.	2	20 t	M27 x 2 x 377 mm	27 mm 1.06 in.	10.5 kg 23.1 lbs.
VPMC 102002	260 mm 10.2 in.	380 mm 15 in.	95 mm 3.7 in.	2	20 t	M27 x 2 x 377 mm	27 mm 1.06 in.	13.0 kg 28.6 lbs.

Display Stand

Specially designed for a show window, sales counter or workshop. Includes C1000 series pullers.



Timken Part No.	Stand Composition	Weight
VPMC 100001	VPMC100201 + VPMC100302 + VPMC101001 + VPMC101002 + VPMC101501	16.2 kg 35.7 lbs.
VPMC 100002	VPMC100201 + VPMC100302 + VPMC101001 + VPMC101501 + VPMC102001	22.7 kg 50 lbs.

MODELS

SERIES C9100 Heavy Duty Pullers

SLIDING TWO-ARM INTERNAL AND EXTERNAL PULLERS

For tougher industrial applications, use the C9100 series. The pre-cast arms offer greater durability. The spindle is only available in metric.



Timken Part No.	Arms Length (A)	Width of Grip (B)	No. of Arms	Max. Withdrawal Force	Spindle Dimensions Thread x Length	SW	Weight
VPMC 912000	200 mm 7.9 in.	210 mm 8.3 in.	2	20 t	M22 x 2 x 317 mm	26 mm 1.02 in.	5.5 kg 12.1 lbs.
VPMC 912002	380 mm 15.0 in.	210 mm 8.3 in.	2	20 t	M22 x 2 x 317 mm	26 mm 1.02 in.	9.0 kg 19.8 lbs.
VPMC 912200	200 mm 7.9 in.	260 mm 10.2 in.	2	20 t	M22 x 2 x 317 mm	26 mm 1.02 in.	6 kg 13.2 lbs.
VPMC 912202	380 mm 15.0 in.	260 mm 10.2 in.	2	20 t	M22 x 2 x 317 mm	26 mm 1.02 in.	9.5 kg 20.9 lbs.
VPMC 912400	200 mm 7.9 in.	330 mm 13.0 in.	2	20 t	M22 x 2 x 317 mm	26 mm 1.02 in.	6.5 kg 14.3 lbs.
VPMC 912402	380 mm 15.0 in.	330 mm 13.0 in.	2	20 t	M22 x 2 x 317 mm	26 mm 1.02 in.	10.0 kg 22.0 lbs.
VPMC 913000	380 mm 15.0 in.	350 mm 13.8 in.	2	20 t	M27 x 2 x 377 mm	27 mm 1.06 in.	13.5 kg 29.7 lbs.
VPMC 913200	380 mm 15.0 in.	450 mm 17.7 in.	2	20 t	M27 x 2 x 377 mm	27 mm 1.06 in.	14.7 kg 32.38 lbs.
VPMC 913400	380 mm 15.0 in.	550 mm 21.7 in.	2	20 t	M27 x 2 x 377 mm	27 mm 1.06 in.	15.7 kg 34.6 lbs.


SERIES C1800 Multiple Puller Sets

SLIDING TWO- AND THREE- ARM INTERNAL AND EXTERNAL PULLERS

Sets designed for field service engineers. They are economical and versatile pullers with four multi-purpose pairs of jaws. Jaws can be reversed for both internal and external pulling actions. Each set includes four different jaws sets.



Timken Part No.	Arms Length (A)			Width of Grip (B)		No. of Arms	Max. Withdrawal Force	Spindle Dimensions Thread x Length	SW	Weight
	Min.	Med.	Max.	Max.	Min.					
VPMC 180500	65 mm 2.56 in.	100 mm 3.94 in.	140 mm 5.5 in.	173 mm 6.8 in.	40 mm 1.57 in.	2	5 t	⁹ / ₁₆ in. UNC 12h. X 178 mm	17 mm H0.67 in.	2.7 kg 6.0 lbs.
VPMC 181000	77 mm 3.03 in.	122 mm 4.80 in.	182 mm 7.2 in.	250 mm 9.8 in.	60 mm 2.36 in.	2	10 t	³ / ₄ in. UNC 10h. X 272 mm	20 mm H0.79 in.	6.0 kg 13.2 lbs.
VPMC 180530	65 mm 2.56 in.	100 mm 3.94 in.	140 mm 5.5 in.	173 mm 6.8 in.	40 mm 1.57 in.	3	5 t	⁹ / ₁₆ in. UNC 12h. X 178 mm	17 mm H0.67 in.	3.7 kg 8.2 lbs.
VPMC 181030	77 mm 3.03 in.	122 mm 4.80 in.	182 mm 7.2 in.	250 mm 9.8 in.	60 mm 2.36 in.	3	10 t	³ / ₄ in. UNC 10h. X 272 mm	20 mm H0.79 in.	8.5 kg 18.7 lbs.




BEARING REMOVAL TOOLS • MECHANICAL PULLERS

MODELS

SERIES C1700 Thin Arm Pullers

SLIDING TWO- AND THREE-ARM INTERNAL AND EXTERNAL PULLERS

Device designed for all pulling work with jaws on both ends. Two-arm models are for use in confined spaces and three-arm models help to ensure equal distribution of load, secure hold on parts and concentric pulling action.



Timken Part No.	Arms Length (A)	Width of Grip (B)	No. of Arms	Jaws Tip Thickness	Spindle Dimensions Thread x Length	SW	Weight
VPMC 175003	110 mm 4.3 in.	140 mm 5.5 in.	2	2.0 mm 0.07 in.	$\frac{9}{16}$ in. UNC 12h. x 178 mm	17 mm H0.67 in.	1.4 kg 3.1 lbs.
VPMC 175001	150 mm 5.9 in.	140 mm 5.5 in.	2	2.0 mm 0.07 in.	$\frac{9}{16}$ in. UNC 12h. x 178 mm	17 mm H0.67 in.	1.7 kg 3.8 lbs.
VPMC 175002	200 mm 7.9 in.	140 mm 5.5 in.	2	2.0 mm 0.07 in.	$\frac{9}{16}$ in. UNC 12h. x 178 mm	17 mm H0.67 in.	2.1 kg 4.6 lbs.
VPMC 176001	200 mm 7.9 in.	210 mm 8.3 in.	2	3.5 mm 0.1 in.	M18 x 2.50 x 230 mm	22 mm H0.87 in.	5.0 kg 11.0 lbs.
VPMC 176002	300 mm 11.8 in.	210 mm 8.3 in.	2	3.5 mm 0.1 in.	M18 x 2.50 x 230 mm	22 mm H0.87 in.	6.0 kg 13.2 lbs.
VPMC 175033	110 mm 4.3 in.	140 mm 5.5 in.	3	2.0 mm 0.07 in.	$\frac{9}{16}$ in. UNC 12h. x 178 mm	17 mm H0.67 in.	1.9 kg 4.2 lbs.
VPMC 175031	150 mm 5.9 in.	140 mm 5.5 in.	3	2.0 mm 0.07 in.	$\frac{9}{16}$ in. UNC 12h. x 178 mm	17 mm H0.67 in.	2.5 kg 5.5 lbs.
VPMC 175032	200 mm 7.9 in.	140 mm 5.5 in.	3	2.0 mm 0.07 in.	$\frac{9}{16}$ in. UNC 12h. x 178 mm	17 mm H0.67 in.	3.1 kg 6.8 lbs.
VPMC 176031	200 mm 7.9 in.	210 mm 8.3 in.	3	3.5 mm 0.1 in.	M18 x 2.50 x 230 mm	22 mm H0.87 in.	7.5 kg 16.5 lbs.
VPMC 176032	300 mm 11.8 in.	210 mm 8.3 in.	3	3.5 mm 0.1 in.	M18 x 2.50 x 230 mm	22 mm H0.87 in.	9.0 kg 19.8 lbs.

MODELS

SERIES E1400 Pulling

SWIVEL TWO- AND THREE-ARM EXTERNAL PULLERS

Device designed for all pulling work with jaws on both ends. Two-arm models are for use in confined spaces and three-arm models help to ensure equal distribution of load, secure hold on parts and concentric pulling action.



Timken Part No.	Arms Length (A)	Width of Grip (B)	Max. Withdrawal Force	Spindle Dimensions Thread x Length	SW	No. of Arms	Weight
VPME 140101	65 mm 2.6 in.	80 mm 3.2 in.	1 t	M10 x 1 x 110 mm	12 mm 0.5 in.	2	0.3 kg 0.7 lbs.
VPME 140401	85 mm 3.4 in.	150 mm 5.9 in.	4 t	M14 x 1.5 x 180 mm	16 mm 0.7 in.	2	1.0 kg 2.2 lbs.
VPME 140701	125 mm 4.9 in.	200 mm 7.9 in.	7 t	M18 x 1.5 x 250 mm	19 mm 0.8 in.	2	2.1 kg 4.6 lbs.
VPME 141001	260 mm 10.2 in.	320 mm 12.6 in.	10 t	M20 x 1.5 x 330 mm	22 mm 0.9 in.	2	4.5 kg 9.9 lbs.
VPME 140102	65 mm 2.6 in.	80 mm 3.2 in.	1 t	M10 x 1 x 110 mm	12 mm 0.5 in.	2/3	0.6 kg 1.3 lbs.
VPME 140402	85 mm 3.4 in.	150 mm 5.9 in.	4 t	M14 x 1.5 x 180 mm	16 mm 0.7 in.	2/3	1.5 kg 3.3 lbs.
VPME 140702	125 mm 4.9 in.	200 mm 7.9 in.	7 t	M18 x 1.5 x 250 mm	19 mm 0.8 in.	2/3	3.0 kg 6.6 lbs.
VPME 141002	260 mm 10.2 in.	320 mm 12.6 in.	10 t	M20 x 1.5 x 330 mm	22 mm 0.9 in.	2/3	6.5 kg 14.3 lbs.

BEARING REMOVAL TOOLS • MECHANICAL PULLERS

MODELS

SERIES E1300 Pulling

THREE-ARM EXTERNAL PULLERS

Pullers designed for all types of applications. Three-arm external puller arms are adjustable on two or three positions and help to ensure equal load distribution, secure hold and concentric pulling action.



Timken Part No.	Arms Length (A)	Width of Grip (B)	Max. Withdrawal Force	Spindle Dimensions Thread x Length	SW	No. of Arms	Weight
VPME 130001	55 mm 2.2 in.	70 mm 2.8 in.	0.5 t	M8 x 1 x 92 mm	9 mm 0.4 in.	3	0.31 kg 0.7 lbs.
VPME 130102	105 mm 4.1 in.	110 mm 4.3 in.	1 t	M10 x 1 x 110 mm	12 mm 0.5 in.	2/3	0.7 kg 1.5 lbs.
VPME 130402	185 mm 7.3 in.	175 mm 6.9 in.	4 t	M14 x 1.5 x 180 mm	16 mm 0.7 in.	2/3	2.1 kg 4.6 lbs.
VPME 130702	225 mm 8.9 in.	240 mm 9.5 in.	7 t	M18 x 1.5 x 250 mm	19 mm 0.8 in.	2/3	3.5 kg 7.7 lbs.
VPME 131002	385 mm 15.2 in.	360 mm 14.2 in.	10 t	M20 x 1.5 x 330 mm	22 mm 0.9 in.	2/3	8.5 kg 18.7 lbs.
VPME 131702	480 mm 18.9 in.	480 mm 18.9 in.	17 t	M27 x 2 x 377 mm	27 mm 1.1 in.	3	18.5 kg 40.8 lbs.
VPME 133002	585 mm 28.0 in.	580 mm 22.8 in.	30 t	1 3/8 in. x 12h. x 495 mm	35 mm 1.5 in.	3	39 kg 86.0 lbs.

MODELS

SERIES VMPS Pulling

SELF-CENTERING THREE-ARM EXTERNAL PULLERS

The legs are assembled by a self-centering system so when one leg moves, the other legs follow.



Timken Part No.	Arms Length (A)	Width of Grip (B)	Max. Withdrawal Force	SW	No. of Arms	Weight
VMPS2	80 mm 3.1 in.	120 mm 4.7 in.	2 t	16 mm 0.625 in.	2/3	1.6 kg 3.5 lbs.
VMPS3	120 mm 4.7 in.	180 mm 7.1 in.	3 t	16 mm 0.625 in.	2/3	2.3 kg 5.1 lbs.
VMPS5	160 mm 6.3 in.	270 mm 10.6 in.	5 t	19 mm 0.75 in.	2/3	4.3 kg 9.5 lbs.
VMPS8	210 mm 8.3 in.	300 mm 11.8 in.	8 t	19 mm 0.75 in.	2/3	6.1 kg 13.4 lbs.

SERIES E1303 Pulling

SELF-CENTERING THREE-ARM EXTERNAL PULLERS

The legs are assembled by a self-centering system so when one leg moves, the other legs follow. The arms are adjustable on three different positions.



Timken Part No.	Arms Length (A)	Width of Grip (B)	Max. Withdrawal Force	Spindle Dimensions Thread x Length	SW	No. of Arms	Weight
VPME 130703	225 mm 8.9 in.	240 mm 9.5 in.	7 t	M18 x 1.5 x 250 mm	19 mm 0.8 in.	2/3	6.5 kg 14.3 lbs.
VPME 131003	385 mm 15.2 in.	360 mm 14.2 in.	10 t	M20 x 1.5 x 330 mm	22 mm 0.8 in.	2/3	14.5 kg 32.0 lbs.
VPME 131703	480 mm 18.9 in.	480 mm 18.9 in.	17 t	M27 x 2 x 377 mm	27 mm 1.1 in.	3	31.5 kg 69.5 lbs.
VPME 133003	585 mm 28.0 in.	580 mm 22.8 in.	30 t	1 3/8 in. x 12h. x 495 mm	35 mm 1.5 in.	3	55.5 kg 122.4 lbs.

BEARING REMOVAL TOOLS • MECHANICAL PULLERS

MODELS

SERIES E1700 Pulling

ELECTRIC MOTOR BALL BEARING EXTRACTOR

Designed to remove all electric motor ball bearings. The best working condition is obtained when used for maximum bearing O.D.

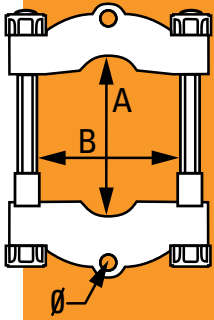
	Timken Part No.	Bearing O.D.		Weight
		Max.	Min.	
	VPME 171600	14.5 mm 0.6 in.	16 mm 0.6 in.	0.3 kg 0.7 lbs.
	VPME 171900	17.5 mm 0.7 in.	19 mm 0.8 in.	0.3 kg 0.7 lbs.
	VPME 172200	20.5 mm 0.8 in.	22 mm 0.9 in.	0.7 kg 1.5 lbs.
	VPME 172400	22.5 mm 0.9 in.	24 mm 0.9 in.	0.7 kg 1.5 lbs.
	VPME 172600	24 mm 0.9 in.	26 mm 1.0 in.	1.0 kg 2.2 lbs.
	VPME 172800	26 mm 1.0 in.	28 mm 1.1 in.	1.0 kg 2.2 lbs.
	VPME 173000	28 mm 1.1 in.	30 mm 1.2 in.	1.3 kg 2.9 lbs.
	VPME 173200	30 mm 1.2 in.	32 mm 1.3 in.	1.3 kg 2.9 lbs.
	VPME 173500	33 mm 1.3 in.	35 mm 1.4 in.	1.3 kg 2.9 lbs.
	VPME 173700	35 mm 1.4 in.	37 mm 1.5 in.	2.3 kg 5.1 lbs.
	VPME 174000	37 mm 1.5 in.	40 mm 1.6 in.	2.4 kg 5.3 lbs.
	VPME 174200	40 mm 1.6 in.	42 mm 1.7 in.	2.5 kg 5.5 lbs.
	VPME 174700	42 mm 1.7 in.	47 mm 1.9 in.	2.7 kg 6.0 lbs.

MODELS

SERIES E1200 Separating

BEARING SEPARATOR

Developed to extract bearings, gears, bushings, sleeves and other tight shaft-fitted parts. The flat sides of the separator plates provide all-around support.



Timken Part No.	Effective Width (B)	Shaft Diameter (A)		∅	Weight
		Max.	Min.		
VPME 120201	60 mm 2.4 in.	55 mm 2.2 in.	4 mm 0.16 in.	$\frac{3}{8}$ in.	0.75 kg 1.7 lbs.
VPME 120301	80 mm 3.1 in.	80 mm 3.1 in.	5 mm 0.20 in.	$\frac{3}{8}$ in.	1.3 kg 2.9 lbs.
VPME 120402	110 mm 4.3 in.	110 mm 4.3 in.	10 mm 0.39 in.	$\frac{5}{8}$ in.	2.75 kg 6.1 lbs.
VPME 120602	152 mm 6.0 in.	134 mm 5.3 in.	11 mm 0.43 in.	$\frac{5}{8}$ in.	5.7 kg 12.6 lbs.
VPME 120802	180 mm 7.1 in.	210 mm 8.3 in.	13 mm 0.51 in.	$\frac{5}{8}$ in.	12.5 kg 27.6 lbs.
VPME 120803	180 mm 7.1 in.	210 mm 8.3 in.	13 mm 0.51 in.	1 in.	12.5 kg 27.6 lbs.
VPME 121003	260 mm 10.2 in.	250 mm 9.8 in.	15 mm 0.59 in.	1 in.	28.5 kg 62.8 lbs.
VPME 121004	260 mm 10.2 in.	250 mm 9.8 in.	15 mm 0.59 in.	1 $\frac{1}{4}$ in.	28.5 kg 62.8 lbs.
VPME 121204	300 mm 11.8 in.	300 mm 11.8 in.	20 mm 0.79 in.	1 $\frac{1}{4}$ in.	43.5 kg 95.9 lbs.
VPME 121304	330 mm 13.0 in.	300 mm 11.8 in.	20 mm 0.79 in.	1 $\frac{1}{4}$ in.	86.5 kg 187 lbs.

BEARING REMOVAL TOOLS • MECHANICAL PULLERS

MODELS

SERIES 1904 Universal Bearing Separator

BEARING SEPARATOR

Tool designed to extract bearings when a shoulder makes gripping difficult. Parts are separated by tightening the radial screw and forcing the sharp edge of the jaws behind the bearing.



Timken Part No.	Arms Length (A)	Width of Grip (B)		Max. Withdrawal Force	No. of Arms	Spindle Dimensions Thread x Length	SW	Weight
		Max.	Min.					
VPME 190400	89 mm 3.5 in.	120 mm 4.7 in.	34 mm 1.3 in.	2 t	2	M14 x 1.50 x 180 mm	16 mm 0.6 in.	1.7 kg 3.8 lbs.

SERIES E1100 Pulling/Extracting

PULLING DEVICE WITH THE NUT END

Pulling device designed to pull out tap-hole parts. It can be used with bearing separators, E1200 series, I1500 series and internal pullers when there is no supporting point.



Timken Part No.	Arms Length (A)	Width of Grip (B)		Max. Withdrawal Force	Spindle Dimensions Thread x Length	SW	No. of Extensions	Weight
		Max.	Min.					
VPME 110211*	120 mm 4.7 in.	110 mm 4.3 in.	47 mm 1.8 in.	2 t	M12 x 1.25 x 165 mm	14 mm 0.6 in.	2	1.0 kg 3.8 lbs.
VPME 110311*	120 mm 4.7 in.	140 mm 5.5 in.	47 mm 1.8 in.	2 t	M12 x 1.25 x 165 mm	14 mm 0.6 in.	2	1.1 kg 2.4 lbs.
VPME 111011**	190 mm 7.5 in.	195 mm 7.7 in.	62 mm 2.4 in.	10 t	$\frac{3}{4}$ in. 16h. x 280 mm	14 mm 0.6 in.	2	3.4 kg 7.5 lbs.
VPME 112011**	255 mm 10.0 in.	325 mm 12.8 in.	105 mm 4.1 in.	20 t	1 in. 14h. x 398 mm	17 mm 0.7 in.	2	9.5 kg 20.9 lbs.
VPME 113511**	480 mm 18.9 in.	450 mm 17.7 in.	177 mm 7.0 in.	30 t	1 $\frac{1}{2}$ in. 12h. x 550 mm	25 mm 1.0 in.	2	35.0 kg 77.2 lbs.
VPME 115011**	680 mm 26.8 in.	580 mm 22.8 in.	220 mm 8.7 in.	50 t	1 $\frac{5}{8}$ in. 12h. x 700 mm	32 mm 1.3 in.	2	53.0 kg 116.8 lbs.

(*) Puller body is threaded. Nut and washer are not necessary.

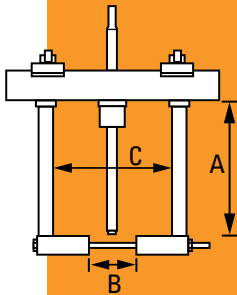
(**) Spindle nut and washer included.

MODELS

SERIES E1200 and SERIES E1100 Combined

EXTERNAL PULLER

Using E1200 series bearing separators with E1100 series pulling device can extend the usage of different pulling jobs.



Recommended Combinations		Extensions Length (A)	Shaft Diameter (B)		Max. Bearing O.D.(C)	Max. Withdrawal Force	Spindle Dimensions Thread x Length	SW	Weight
Separator	Pulling Device		Max.	Min.					
VPME 120201	VPME 110211	100 mm 3.9 in.	55 mm 2.2 in.	4 mm 0.16 in.	90 mm 3.5 in.	2 t	M12 x 1.25 x 165 mm	14 mm H0.6 in.	1.75 kg 3.9 lbs.
VPME 120301	VPME 110311	100 mm 3.9 in.	80 mm 3.1 in.	5 mm 0.2 in.	130 mm 5.1 in.	2 t	M12 x 1.25 x 165 mm	14 mm H0.6 in.	2.4 kg 5.3 lbs.
VPME 120402	VPME 111011	152 mm 6.0 in.	108 mm 4.2 in.	10 mm 0.4 in.	175 mm 6.9 in.	10 t	$\frac{3}{4}$ in. 16h x 280 mm	14 mm H0.6 in.	6.15 kg 13.6 lbs.
VPME 120602	VPME 111011	152 mm 6.0 in.	77 mm 3.0 in.	11 mm 0.4 in.	182 mm 7.2 in.	10 t	$\frac{3}{4}$ in. 16h x 280 mm	14 mm H0.6 in.	9.1 kg 20.1 lbs.
VPME 120602	VPME 112011	220 mm 8.7 in.	134 mm 5.3 in.	11 mm 0.4 in.	230 mm 9.1 in.	20 t	1 in. 14h x 398 mm	17 mm 0.7 in.	15.2 kg 33.5 lbs.
VPME 120803	VPME 113511	418 mm 16.5 in.	210 mm 8.3 in.	13 mm 0.5 in.	285 mm 11.2 in.	30 t	1 1/2 in. 12h x 550 mm	25 mm 1.0 in.	47.5 kg 104.7 lbs.
VPME 121003	VPME 113511	418 mm 16.5 in.	250 mm 9.8 in.	15 mm 0.6 in.	372 mm 14.6 in.	30 t	1 1/2 in. 12h x 550 mm	25 mm 1.0 in.	63.5 kg 140.0 lbs.
VPME 121004	VPME 115011	617 mm 24.3 in.	250 mm 9.8 in.	15 mm 0.6 in.	362 mm 14.2 in.	50 t	1 5/8 in. 12h. x 700 mm	32 mm 1.3 in.	81.5 kg 179.7 lbs.
VPME 121204	VPME 115011	617 mm 24.3 in.	300 mm 11.8 in.	20 mm 0.8 in.	435 mm 17.1 in.	50 t	1 5/8 in. 12h. x 700 mm	32 mm 1.3 in.	96.5 kg 212.8 lbs.
VPME 121304	VPME 115011	617 mm 24.3 in.	300 mm 11.8 in.	20 mm (0.8 in.)	450 mm 17.7 in.	50 t	1 5/8 in. 12h. x 700 mm	32 mm 1.3 in.	139.5 kg 307.5 lbs.

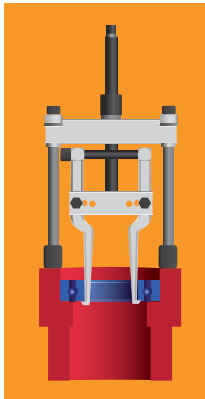
BEARING REMOVAL TOOLS • MECHANICAL PULLERS

MODELS

SERIES I1500 Internal Puller – No Support Point

INTERNAL PULLER

Specially designed to extract bearing cups from housing where there is no support point for the spindle. It should be used in combination with pulling device E1100 series, as shown. Please refer to E1100 series chart for detail on the pulling device.

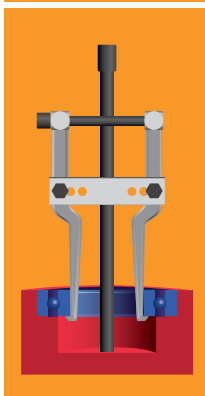


Timken Part No.	Works with:	Arms Length (A)	Bearing Bore (B)		Knob Thread	Weight
			Max.	Min.		
VPMI 150600	VMPE 111011 or VMPE 112011	115 mm 5 in.	145 mm 5.7 in.	40 mm 6 in.	UNS 1 in. 14h.	2.4 kg 5.3 lbs.
VPMI 150700	VMPE 111011 or VMPE 112011	140 mm 5.5 in.	160 mm 6.3 in.	32 mm 3 in.	UNS 1 in. 14h.	2.6 kg 5.7 lbs.
VPMI 150900	VMPE 112011 or VMPE 113511	150 mm 9 in.	240 mm 9.4 in.	60 mm 4 in.	UNF 1 1/2 in. 12h.	6.0 kg 13.2 lbs.

SERIES I1500 Internal Puller – For a Support Point

INTERNAL PULLER

Specially designed to extract bearing cups from a housing where a support point is available. Spindle is included.




Timken Part No.	Arms Length (A)	Bearing Bore (B)		Spindle Dimensions Thread x Length	SW	Weight
		Max.	Min.			
VPMI 150601	115 mm 5 in.	145 mm 5.7 in.	40 mm 6 in.	5/8 in. 18h. x 268 mm	20 mm 0.8 in.	2.4 kg 5.3 lbs.
VPMI 150701	140 mm 5.5 in.	160 mm 6.3 in.	32 mm 3 in.	5/8 in. 18h. x 268 mm	20 mm 0.8 in.	2.6 kg 5.7 lbs.
VPMI 150901	150 mm 9 in.	240 mm 9.4 in.	60 mm 4 in.	1 in. 14h. x 398 mm	17 mm 0.7 in.	6.0 kg 13.2 lbs.

MODELS

SERIES I4300 Internal Puller

INTERNAL PULLER

Specially designed to extract bearing cups from housing. Collets should be used in combination with the slide hammer VPMI 439000 or puller VPMI 439200 as shown.



Timken Part No.	Description	Bearing/Cup I.D.	Weight
VPMI 439200	Puller		1.50 kg 3.3 lbs
VPMI 439000	Slide hammer		1.40 kg 3.1 lbs,
VPMI 430500	Collet	5-7 mm 0.20-0.28 in.	0.08 kg 1.8 lbs.
VPMI 430800	Collet	8-11 mm 0.31-0.43 in.	0.9 kg 2 lbs.
VPMI 431200	Collet	12-14 mm 0.47-0.55 in.	0.27 kg 0.6 lbs.
VPMI 431500	Collet	15-19 mm 0.59-0.75 in.	0.27 kg 0.6 lbs.
VPMI 432000	Collet	20-24 mm 0.79-0.94 in.	0.32 kg 0.7 lbs.
VPMI 432500	Collet	25-29 mm 0.98-1.14 in.	0.37 kg 0.7 lbs.
VPMI 433000	Collet	30-37 mm 1.18-1.46 in.	0.42 kg 0.9 lbs.
VPMI 433800	Collet	38-46 mm 1.50-1.81 in.	0.55 kg 1.2 lbs.
VPMI 434700	Collet	47-54 mm 1.85-2.13 in.	1.32 kg 1.2 lbs.
VPMI 435500	Collet	55-64 mm 2.16-2.52 in.	1.58 kg 3.5 lbs.
VPMI 436500	Collet	65-76 mm 2.56-3.00 in.	1.95 kg 4.3 lbs.

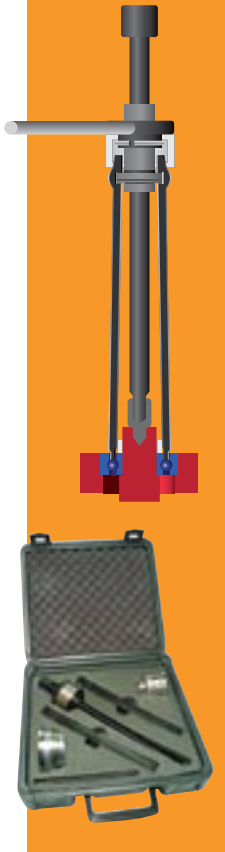
BEARING REMOVAL TOOLS • MECHANICAL PULLERS

MODELS

SERIES B1600 Extracting

BALL BEARING EXTRACTOR

Specially designed race extractor is ideal for the withdrawal of ball bearings from blind housings or when space is limited where standard pullers are not able to grip the bearing.



Timken Part No.	ISO Ball Bearings Range				Weight
	60 Series	62 Series	63 Series	64 Series	
VPMB 160001	6000, 6001, 6002, 6003, 6004, 6005, 6006	6200, 6201, 6202, 6203, 6204, 6205	6300, 6301, 6302, 6303		1.3 kg 2.8 lbs.
VPMB 160002	6007, 6008, 6009, 6010, 6011, 6012	6206, 6207	6304, 6305, 6306		1.9 kg 4.2 lbs.
VPMB 160003		6208, 6209, 6210, 6211, 6212	6307, 6308, 6309, 6310, 6311	6403, 6404, 6405, 6406	4.5 kg 9.9 lbs.
VPMB 160004	All of above bearings.	All of above bearings.	All of above bearings.	All of above bearings.	7.5 kg 16.5 lbs.

SERIES I4100 Extracting

BALL BEARING EXTRACTOR

Puller designed to extract ball bearings from blind housings. The bearing cage must be drilled prior to extraction. Ball shaped adapters allow for immediate engagement of the bearing races.




Timken Part No.	ISO Ball Bearings Range			Bearing O.D.	Weight
	60 Series	62 Series	63 Series		
VPMI 410000	6004 - 6010	6200 - 6205	6300 - 6302	20 to 95 mm 0.79-3.74 in.	0.85 kg .9 lbs.

MODELS

Small External Puller Set

PULLER SET


Set includes two external pullers with 2/3 arms.

	Timken Part No.	Arms Length (A)	Width of Grip (B)	Max. Withdrawal Force	Spindle Dimensions Thread x Length	SW	No. of Arms	Weight
	VPME 930001	55 mm 2.2 in.	70 mm 2.8 in.	0.5 t	M8 x 1 x 92 mm	10 mm 0.4 in.	2-3	1.8 kg 4.0 lbs.
		85 mm 3.4 in.	100 mm 3.9 in.	1 t	M10 x 1 x 110 mm	12 mm 0.5 in.	2- ² / ₃	

Puller Set with Screw Adaptors

PULLER SET


Complete set includes: one pulling device VPME110211, one separator VPME120201, two puller arms and seven screw adaptors.

	Timken Part No.	Pullers that can be assembled with set	Weight
	VPMS 900001	VPME110211 + VPME 120201 + VPME100201 + 7 screw adaptors for M6 -M8 -M10 -M12 -M14-1/2"-3/8"	8.5 kg 18.7 lbs.

Puller Set with Stud Extractors

PULLER SET

Complete set of pullers with a stud extractor set.

	Timken Part No.	Pullers that can be assembled with set	Weight
	VPMS 900002	VPMC100201 + VPME120201 + VPME110211 + VPME140401 + VPME140402 + VPME130402* + VPME1501000	3.0 kg 6.6 lbs.



(*) Arms have 2 holes to set length.

BEARING REMOVAL TOOLS • MECHANICAL PULLERS

MODELS

Point Protectors

Tempered point designed to protect the puller spindle. Select the proper point protector based on the puller capacity.

	Timken Part No.	Puller capacity
	VPMP 100001	< 2 t
 OK	VPMP 100004	< 7 t
	VPMP 100010	≥ 10 t

Stud Extractors Set

Set is designed to extract broken screws.

	Timken Part No.	Set composition	Bit Diam.	Weight
	VPMI 501000	5 studs		0.27 kg 0.6 lbs.
	VPMI 501001	5 studs + 10 external/external guides + 5 bits	4-5-6-7.5-8.5 mm	0.6 kg 1.3 lbs.
	VPMI 501050	4 spiral studs + 8 guides + 4 bits	4-5-7-10 mm	0.7 kg 1.5 lbs.

MODELS

VPMI 501001 Components Selection Chart

Select proper guide, bit and stud for each given screw size.



Guide	1	2	3	4	5	5	6	7	8	9
Screw (external)	M-5	M-6	Ø 7	M-8	M-8	Ø 9	M-10	Ø 11	M-12	M-14
Screw (internal)	-	M-6	M-8	3/8 in.	1/2 in.	M-10	7/16 in.	M-12	M-14	M-16
Bit Ø mm	4	4	4	4	5	5	5	6	7.5	8.5
Stud	1	1	1	1	2	2	2	3	4	5

VPMI 501050 Components Selection Chart

Select proper guide, bit and stud for each given screw size.



Guide	1	2	3	4	5	6	7	8
Screw (external)	M 5	M 6	Ø 7	M 8	Ø 9	M 10	M 12	M 14
Bit Ø mm	4	4	4	5	5	5	7	10
Stud	1	1	1	2	2	2	3	4

TIMKEN

Where You Turn

Bearings • Steel •
Precision Components • Lubrication •
Seals • Remanufacture and Repair •
Industrial Services

www.timken.com

Timken® is a registered trademark of
The Timken Company

© 2009 The Timken Company
Printed in U.S.A.
10-09-29 Order No. 10204